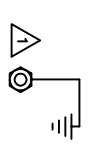
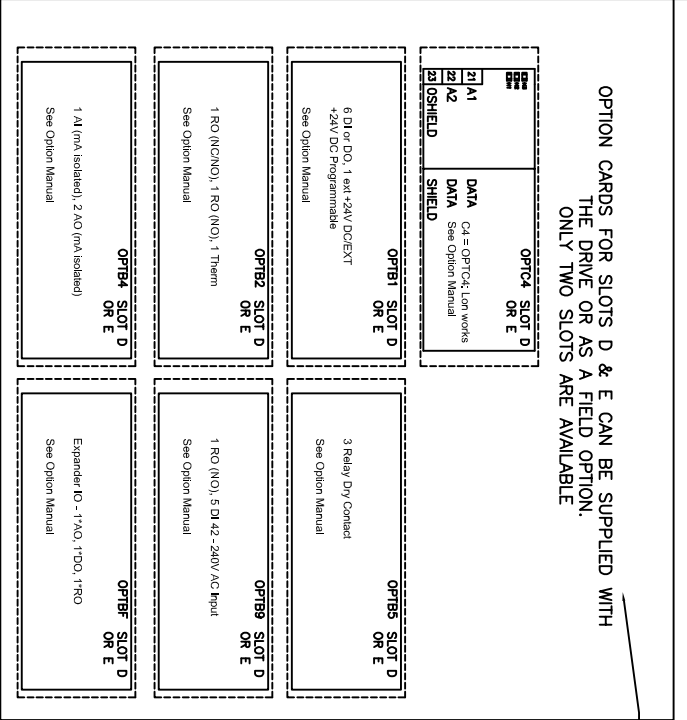
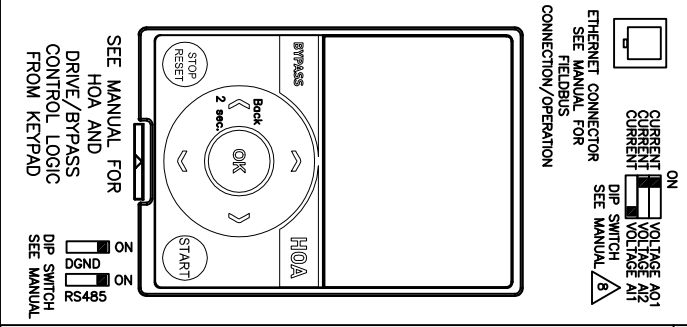
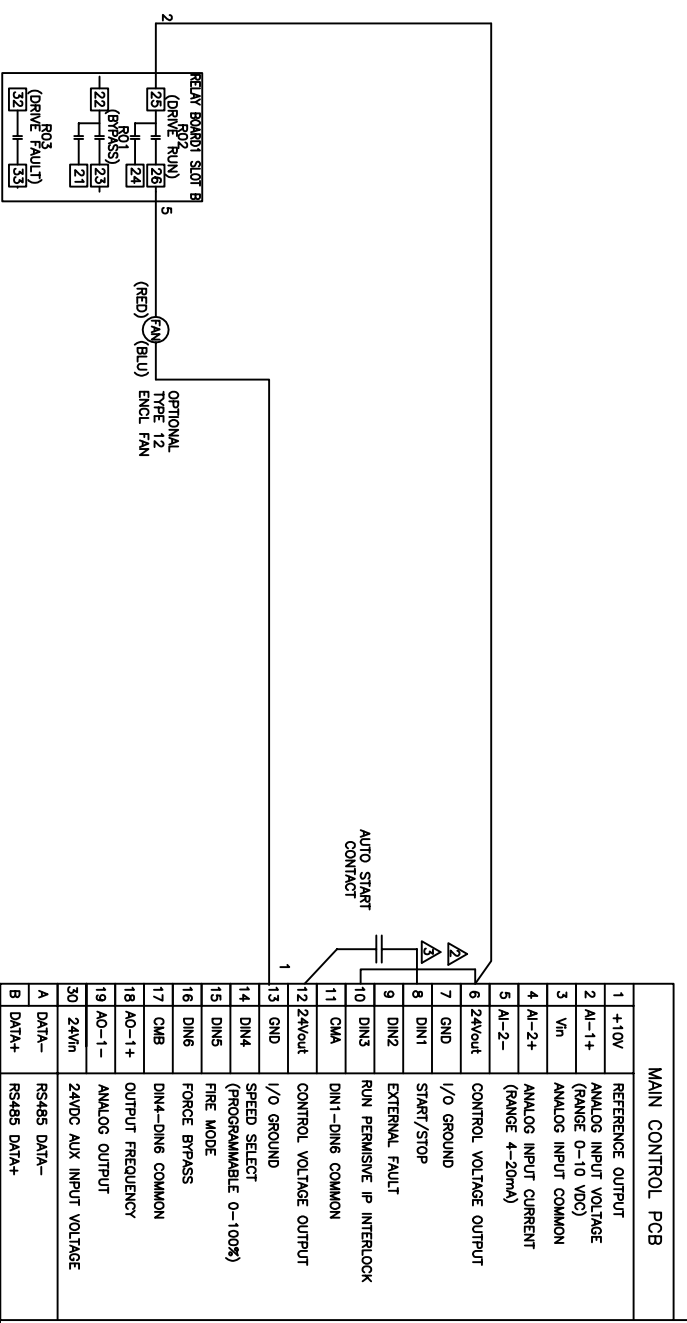
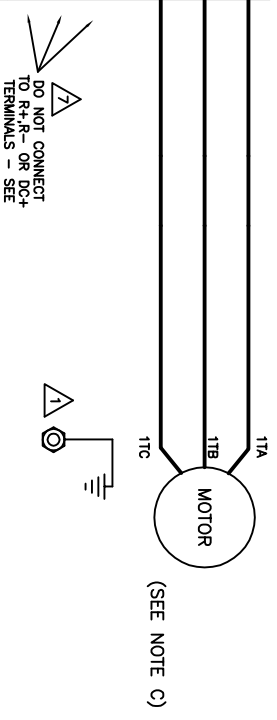


DO NOT CONNECT TO R+, R- OR DC+ TERMINALS - SEE NOTE



(SEE NOTE C)



- NOTES:
- 1 ENCLOSURE AND MOTOR(S) MUST BE GROUNDED. SEE INSTRUCTION MANUAL.
 - 2 JUMPER IS FACTORY INSTALLED TO ENABLE START PERMISSIVE. CAN BE REPLACED WITH N/C CONTACT.
 - 3 CLOSE TERMINALS 6 TO 8 OR 8 TO 12 TO START IN AUTO MODE - SEE MANUAL
 - 4 RELAYS SHOWN IN DE-ENERGIZED STATE.

DO NOT MAKE ANY CONNECTIONS TO DC+, R+, R- TERMINALS, THESE TERMINALS ARE USED FOR OPTIONAL DYNAMIC BRAKING

ALTERNATE CONTROL PCB DIP SWITCH CONFIG SHOWN BELOW



NOTE A: INCOMING POWER CONNECTION:
 RUN CABLING IN SEPARATE METAL CONDUIT OR WIRE TRAY. DO NOT RUN WITH CONTROL WIRING OR MOTOR CABLES. CABLES TO BE SIZED PER NEC. PROVIDE LOW IMPEDANCE GROUND CONNECTION TO DRIVE CHASSIS. DO NOT CONNECT TO B+, B- TERMINALS. THESE TERMINALS ARE USED FOR EXTERNAL BRAKING IF REQUIRED.

NOTE B: I/O CONNECTION:
 RUN 110VAC AND 24VDC CONTROL WIRING IN SEPARATE CONDUIT. COMMUNICATION WIRE TO BE SHIELDED. KEYPAD CABLE MUST BE LESS THEN 20 FEET.

NOTE C: MOTOR CONNECTION:
 RUN MOTOR CABLES IN SEPARATE METAL CONDUIT OR WIRE TRAY. DO NOT RUN WITH CONTROL WIRING OR POWER CABLES. CABLES TO BE SIZED PER NEC. PROVIDE LOW IMPEDANCE GROUND CONNECTION BETWEEN MOTOR AND DRIVE.

OPTION CODE: P3

| | | | | | | | | | | | | | | | | | | | | | |
|------------------------|---|----|-----------|------|--|-----------|----------|--------------|------------|------------|------------|----------|----------|-------------|------|---------|-------------|----------|--|-------|--------|
| 489-1141 REV: 11/11 | 8 | 7 | 6 | 5 | 4 | 3 | 2 | 1 | | | | | | | | | | | | | |
| THIRD ANGLE PROJECTION | | | DWG. SIZE | B | ADDED TABS 0009 THRU 0016 AND 1009 THRU 1016; ADDED HEATER TO SCHEMATIC ON TABS 0009 THRU 0016 AND 1009 THRU 1016; | FILE TYPE | AutoCAD | DRG FILENAME | 285446.DWG | ECO NUMBER | ECO-041338 | REVISION | 004 | G.O. NUMBER | | DWG NO. | 285446-0003 | DWG TYPE | SCHEMATIC | SHEET | 1 OF 1 |
| | | DR | RAK | DATE | 01/21/13 | DATE | 01/21/13 | DATE | 01/21/13 | DATE | 01/21/13 | DATE | 01/21/13 | PRODUCT | HMAX | PRODUCT | HMAX | TITLE | HMAX FRAME SIZES 4-7 INTELLIDISCONNECT | | |